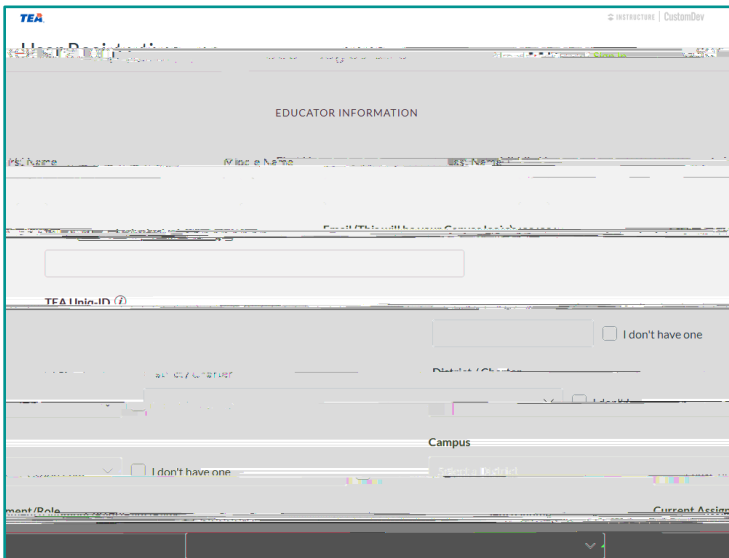



Welcome to the 2024-2025 Texas Reading Academies! Your journey begins with your successful enrollment in the appropriate Reading Academy course/cohort. The two main steps are: 1) Registering for a Canvas account and 2) Enrolling in the appropriate course. Before you begin either of those steps, you must retrieve your TEAL 10-digit unique ID. You will need this information to register. Your completion of the Reading Academies is linked to your unique ID and will be used by current and future employees to verify your status through the Texas Education Agency (TEA). Let's get started!

The fastest way to find your unique ID is by going to


Be sure to fill out all fields of the registration form and avoid selecting the "I don't have one" option.

A screenshot of the TEA (Texas Education Agency) registration form for educators. The form is titled "EDUCATOR INFORMATION" and includes fields for "First Name", "Middle Name", and "Last Name". Below these is a "TEA Line-ID" field with a dropdown menu and a checkbox labeled "I don't have one". There is also a "Campus" dropdown menu with a "I don't have one" option. At the bottom, there are fields for "Assignment Date" and "Current Assignment". The TEA logo is visible in the top left corner.

Once you complete this form and hit the "Register" button, you will receive the following notification below.



Click "Continue". You will be directed to the course card below. Click "Enroll in Course."



You are now enrolled in your Reading Academies course!

. Please note that you will not receive access to the content until July 8th when the course opens for learners. If you encounter any problems with registration or have questions related to registration, send an email to readingacademies@dallasisd.org. Remember to include a phone number where you can be reached.

Registration is via the Texas Education Agency (TEA). Follow the link below based on your campus and assignment.

